

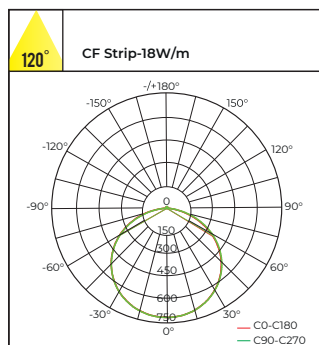
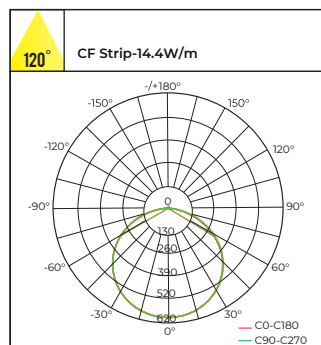
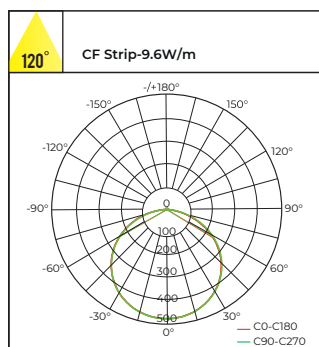
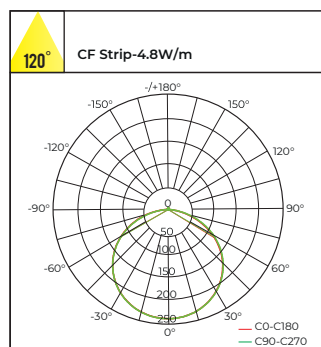
## Benefits:

A sleek platform to create soft indoor environment which portrays **Elegance, Invitation, Orientation, Ambiance** and **Distinctive Visual Expression**.

## Features:

- Suitable for indoor use only.
- This series comprises of four models
  - a) 4.8W/m - 24VDC - 8mm wide - 120 Single Bin LEDs/meter.
  - c) 9.6W/m - 24VDC - 8mm wide - 120 Single Bin LEDs/meter.
  - d) 14.4W/m - 24VDC - 8mm wide - 160 Single Bin LEDs/meter.
  - d) 18W/m - 24VDC - 8mm wide - 168 Single Bin LEDs/meter.
- Each model having constant current IC based circuit thus ensuring unmatched spot free and consistent luminous flux throughout the span for superior lighting effects.
- 24VDC output based system for optimum flicker less operation and performance.
- Luminous efficacy 140Lumens/watt for CCT 4000K.
- Choice of six monochrome white tones i.e. 2300K, 2700K, 3000K, 3500K, 4000K and 6000K
- White color tones having excellent color rendering index CRI>90(Ra).
- Color consistency value of SDCM<3 for 2300K, 2700K, 3000K, 3500K, 4000K and 6000K
- 120° beam angle for optimum light distribution.
- IP20 rating making it suitable for standard indoor applications.
- Lifespan up to 50,000 hours (L80B10).
- Ambient indoor operating temperature range from -25°C to +40°C.
- SMD Strip having FPC (flexible printed circuit) with 3oz layered Copper foil for performance, durability and swift heat dissipation.
- High quality branded self-adhesive tape for firm adhesion to mounting surface of Aluminum profile.
- Available in standard pack of 5 meters reel length.

## Polar Diagrams:



## Applications:

- Decorative indoor lighting of furniture, cabinets, display stands, indoor coves, architectural features, direct and indirect surface and pendant lighting.
- Indoor hospitality areas: lobbies, reception, lift area, restaurants, bars, guest rooms, corridors, ball rooms, conference areas, business center, workout areas, rest rooms etc.

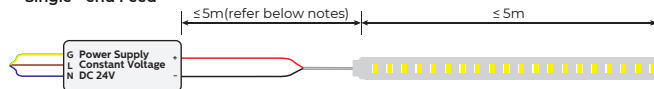
## Options:

- IP65 and IP67 rated customized LED Strip are available for indoor use only.
- Comprehensive range of 24VDC output drivers with on-off and dimming options (DALI2, CASAMBI, 1-10V e.t.c.) are available as options.
- Our technical team can provide assistance from concept to commissioning stages of a project having customized, intricate and complex requirements.
- For aforementioned options, please share requirements with our sales representative for a techno-commercial proposal.



### Wiring Diagram:

#### - Single - end Feed



#### Notes:

- Maximum length of LED Strip ---- ≤5meters.
- Maximum length of cable from Driver plus Controller(if applicable) to LED Strip ---- ≤5meters.
- Preferably use 18AWG( 0.81mm<sup>2</sup> ) 2 core cable for 5m span between Driver and LED Strip.  
In case of less than 2m span between Driver and LED Strip, please use 20AWG( 0.52mm<sup>2</sup> ) 2 core cable to minimize voltage drop. Use appropriate size cable with correct polarity between Driver and Controller (if applicable) to minimize voltage drop.  
A two way connector(installer scope) may be required to connect incoming 18AWG( 0.81mm<sup>2</sup> ) wires with 20AWG( 0.52mm<sup>2</sup> ) wires required at LED Strip end.
- Ensure firm and durable connections to respective LED Strip terminals.
- Please ensure correct polarity connections between Driver and Controller(if applicable). Also ensure correct wiring connections(per color coding) between Driver/Controller(if applicable) and LED Strip.

### Connectors:

Choice of 2 pins strip to strip, strip to wire and strip to strip bridge connectors are available for filed connection.  
To be ordered separately.



Strip to Wire  
Joint, 2 Pins-8mm  
IP20  
(CSW)



Strip to Strip  
Joint, 2 Pins-8mm  
IP20  
(CSS)



Slim Connector  
2 Pins-8mm  
IP20  
(SC)

### Ordering Guide:

Product	CCT	Wattage(W/m)	Voltage(DC)	Width(mm)	Ingress Protection	Driver
CF 8WSMD= CF Strip 8mm Width SMD2835 Series	2.3K=2300K	4.8W	24VDC	8mm	IP20 IP65 IP67	S=On/Off D=DALI2 V=1-10V C=CASAMBI
	2.7K=2700K	9.6W				
	3K=3000K	14.4W				
	3.5K=3500K					
	4K=4000K					
	6K=6000K	18W				
	TW = (2700K~6000K)					

\* Please choose wattages from same color box matching respective product.

### Product Code and Parameters (4.8W/m - 24VDC - 8mm wide - 120 LEDs/meter):

Product Code	Wattage(W/m)	Voltage(VDC)	CCT	CRI(Ra)	Lumen Flux (LM/m)	Min. Cutting(mm)	Reel Length(mm)
CF 8WSMD-3K-4.8W-24VDC-8mm-IP20-S	4.8W	24VDC	3000K	> 90	670	8.33	5000
CF 8WSMD-4K-4.8W-24VDC-8mm-IP20-S	4.8W	24VDC	4000K	> 90	682	8.33	5000

### Product Code and Parameters (9.6W/m - 24VDC - 8mm wide - 128 LEDs/meter):

Product Code	Wattage(W/m)	Voltage(VDC)	CCT	CRI(Ra)	Lumen Flux (LM/m)	Min. Cutting(mm)	Reel Length(mm)
CF 8WSMD-3K-9.6W-24VDC-8mm-IP20-S	9.6W	24VDC	3000K	> 90	1320	8.33	5000
CF 8WSMD-4K-9.6W-24VDC-8mm-IP20-S	9.6W	24VDC	4000K	> 90	1363	8.33	5000

### Product Code and Parameters (14.4W/m - 24VDC - 8mm wide - 160 LEDs/meter):

Product Code	Wattage(W/m)	Voltage(VDC)	CCT	CRI(Ra)	Lumen Flux (LM/m)	Min. Cutting(mm)	Reel Length(mm)
CF 8WSMD-3K-14.4W-24VDC-8mm-IP20-S	14.4W	24VDC	3000K	> 90	2000	6.25	5000
CF 8WSMD-4K-14.4W-24VDC-8mm-IP20-S	14.4W	24VDC	4000K	> 90	2045	6.25	5000

### Product Code and Parameters (18W/m - 24VDC - 8mm wide - 168 LEDs/meter):

Product Code	Wattage(W/m)	Voltage(VDC)	CCT	CRI(Ra)	Lumen Flux (LM/m)	Min. Cutting(mm)	Reel Length(mm)
CF 8WSMD-TW-18W-24VDC-8mm-IP20-S	18W	24VDC	2700K~6000K	> 90	2100	11.9	5000


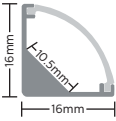



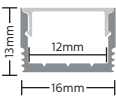
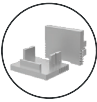


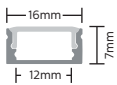



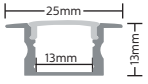


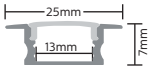

### Application Images:



## Accessories:

Possibility to use Aluminium profile with Polycarbonate frosted diffuser as mounting platform could be explored in consultation with our sales representative. Holistic application analysis before selection is required. Details of mounting profiles as accessories options are stated below:

## Mounting Profile and Diffuser Options:

Product	Picture	Profile Material	Diffuser Material	Dimension and Maximum Lengths	Accessories
D8 Surface Mounting		Anodized Aluminium	PC Frosted	 Profile and Diffuser Length = 1000mm/2500mm	 End Caps  Mounting Brackets
S16A Surface or Recessed Mounting		Anodized Aluminium	PC Frosted	 Profile and Diffuser Length = 1000mm/2500mm	 End Caps  Mounting Brackets
S16B Surface or Recessed Mounting		Anodized Aluminium	PC Frosted	 Profile and Diffuser Length = 1000mm/2500mm	 End Caps  Mounting Brackets
R25A Recessed Mounting		Anodized Aluminium	PC Frosted	 Profile and Diffuser Length = 1000mm/2500mm	 End Caps
R25B Recessed Mounting		Anodized Aluminium	PC Frosted	 Profile and Diffuser Length = 1000mm/2500mm	 End Caps

## Disclaimer:

LuxeLED All rights reserved. LuxeLED does not give any representation or warranty as to the accuracy or completeness of the information included herein and shall not be liable for any action in reliance thereon. The information presented in this document is not intended as any commercial offer and does not form part of any quotation or contract, unless otherwise agreed by LuxeLED.